



Tradition of Excellence



Author : Registration and Online Submission

1. Register User Journal



Tradition of Excellence

The screenshot shows the homepage of the BERKALA SAINSTEK journal. The header is dark blue with the journal's logo and name. Navigation links for 'Register' and 'Login' are in the top right. A light blue navigation bar contains 'ANNOUNCEMENTS', 'CURRENT', 'ARCHIVES', and 'ABOUT'. A search bar is on the right. The main content area is divided into two columns. The left column features a 'CURRENT ISSUE' section for 'Vol 7 No 1 (2019)', published on 2019-07-13. Below this is a 'GENERAL' section listing three articles with their titles, authors, and page numbers. The right column contains an 'ADDITIONAL MENU' with links to 'Journal Contact', 'Editorial Board', 'Focus and Scope', 'Reviewer', 'Reviewer Process', 'Online Submission', 'Make Submission', 'Publication Ethics', 'Open Access Policy', 'Journal History', 'Screening for Plagiarism', and 'Indexing Service'. Below the menu is an 'INFORMATION' section with links for 'For Readers', 'For Authors', and 'For Librarians'. A URL 'jne.ac.id/index.php/BST/user/register' is visible at the bottom left of the page.

BERKALA SAINSTEK
eISSN 2339-0069

Register Login

ANNOUNCEMENTS CURRENT ARCHIVES ABOUT - SEARCH

CURRENT ISSUE

Vol 7 No 1 (2019)

e-JOURNAL UJNEJ ISSN: 2339-0069 PUBLISHED: 2019-07-13

BERKALA SAINSTEK

GENERAL

Optimalisasi Adsorpsi Zat Warna Rhodamin B Pada Hemiselulosa Dalam Sistem Dinamis
Sella August Putri, A. Asnawati, Dwi Indarti 1-6

Analisis Variasi Faktor Eksposi dan Ketebalan Irisan Terhadap CTDI dan Kualitas Citra Pada Computed Tomography Scan
Arry Y. Nurhayati, Nia N. Nariswari, B. Rahayuningsih, Yuda C. Hariadi 7-12

Rancang Bangun Indoor Positioning System berbasis Wireless Smartphone menggunakan Teknik Global

ADDITIONAL MENU

- Journal Contact
- Editorial Board
- Focus and Scope
- Reviewer
- Reviewer Process
- Online Submission
- Make Submission
- Publication Ethics
- Open Access Policy
- Journal History
- Screening for Plagiarism
- Indexing Service

INFORMATION


- For Readers
- For Authors
- For Librarians

jne.ac.id/index.php/BST/user/register



Tradition of Excellence

2. Fill Profile and Active Email



Register Login

ANNOUNCEMENTS CURRENT ARCHIVES ABOUT -

SEARCH

HOME / Register

Profile

First Name *
Rama

Middle Name
Fatahillah

Last Name *
Yulianto

Affiliation *
Jurusan Matematika FMIPA Universitas

Country *
Indonesia

Login

Email *
yyp1607@gmail.com

Username *
ramafy

Password *

Repeat password *

ADDITIONAL MENU

- Journal Contact
- Editorial Board
- Focus and Scope
- Reviewer
- Reviewer Process
- Online Submission
- Make Submission
- Publication Ethics
- Open Access Policy
- Journal History
- Screening for Plagiarism
- Indexing Service

INFORMATION

- For Readers
- For Authors
- For Librarians

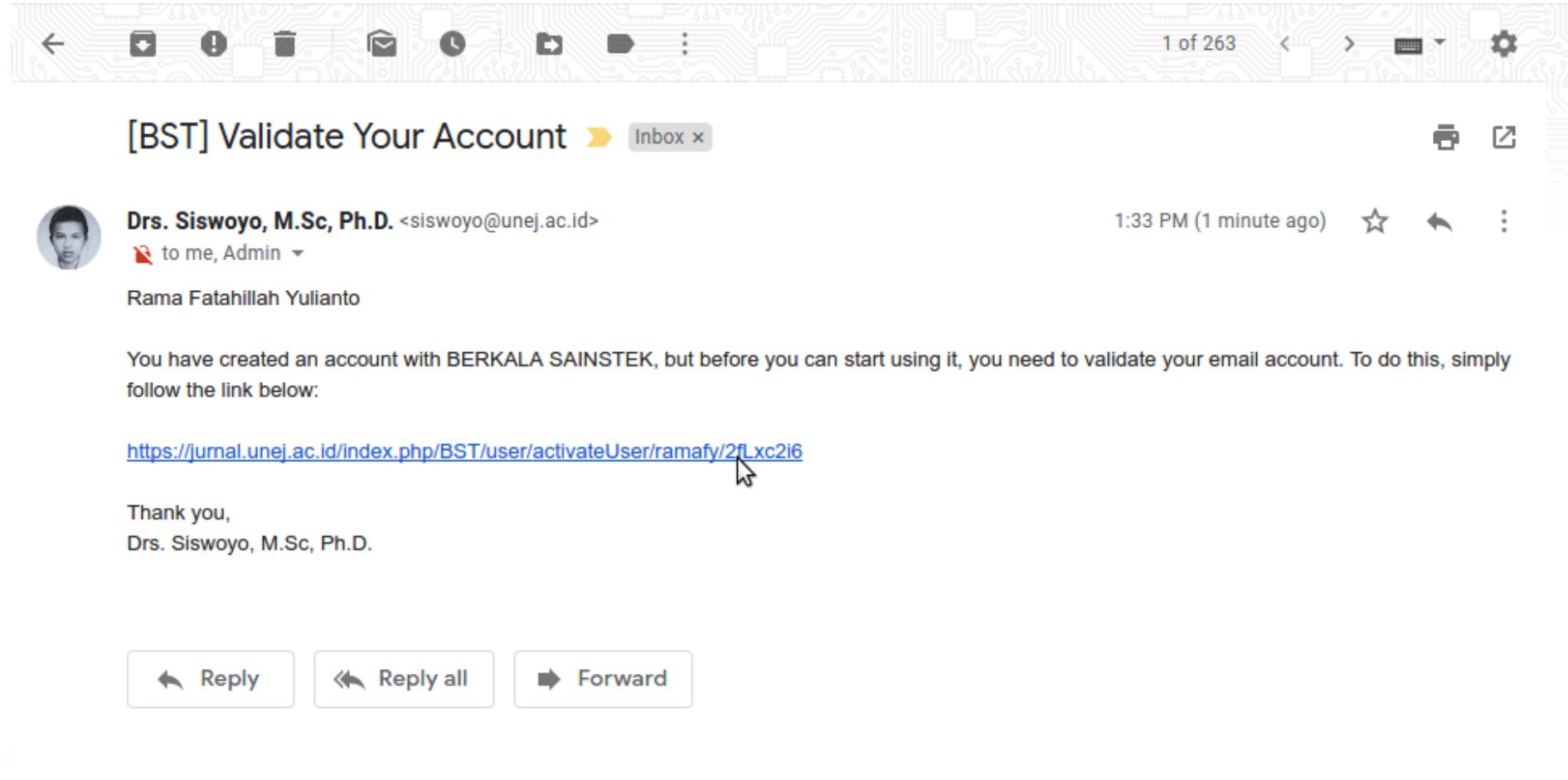


Tradition of Excellence

3. After Complete Registration, BST sent a confirmation Email

The screenshot shows the website interface for BERKALA SAINSTEK. The header is dark blue with the journal logo and name, ISSN 2339-0069, and links for Register and Login. Below the header is a light blue navigation bar with links for ANNOUNCEMENTS, CURRENT, ARCHIVES, and ABOUT, along with a search icon and the word SEARCH. The main content area is white and displays a confirmation message: "HOME / Registration awaiting verification" followed by "We've sent a confirmation email to you at yyp1607@gmail.com. Please follow the instructions in that email to activate your new account. If you do not see an email, please check to see if it was put in your spam folder." To the right of the main content is a sidebar with two sections: "ADDITIONAL MENU" and "INFORMATION". The "ADDITIONAL MENU" section contains a list of links: Journal Contact, Editorial Board, Focus and Scope, Reviewer, Reviewer Process, Online Submission, Make Submission, Publication Ethics, Open Access Policy, Journal History, Screening for Plagiarism, and Indexing Service. The "INFORMATION" section contains links for For Readers, For Authors, and For Librarians.

4. Email Notification and Follow the link for validate your account



The screenshot shows an email interface with a toolbar at the top containing icons for back, forward, delete, archive, and search. The email title is "[BST] Validate Your Account" with an "Inbox" label. The sender is "Drs. Siswoyo, M.Sc, Ph.D." with the email address "<siswoyo@unej.ac.id>". The recipient is "Rama Fatahillah Yulianto". The email content states: "You have created an account with BERKALA SAINSTEK, but before you can start using it, you need to validate your email account. To do this, simply follow the link below:" followed by a blue hyperlink: https://jurnal.unej.ac.id/index.php/BST/user/activateUser/ramafy/2fl_xc2i6. The email concludes with "Thank you, Drs. Siswoyo, M.Sc, Ph.D.". At the bottom, there are three buttons: "Reply", "Reply all", and "Forward".

3. Your Account has been Activated

The screenshot shows a web browser window with the URL `jurnal.unej.ac.id/index.php/BST/user/activateUser/ramafy/2fLxc2i6`. The page header features the BERKALA SAINSTEK logo and ISSN 2339-0069, along with 'Register' and 'Login' links. A navigation bar includes 'ANNOUNCEMENTS', 'CURRENT', 'ARCHIVES', and 'ABOUT', plus a search function. The main content area displays a confirmation message: 'Thank you for activating your account. You may now log in using the credentials you supplied when you created your account.' To the right, there are two vertical menus: 'ADDITIONAL MENU' with links for Journal Contact, Editorial Board, Focus and Scope, Reviewer, Reviewer Process, Online Submission, Make Submission, Publication Ethics, Open Access Policy, Journal History, Screening for Plagiarism, and Indexing Service; and 'INFORMATION' with links for For Readers, For Authors, and For Librarians.



Tradition of Excellence

5. Upload Submission

- Choose Submission
- Fill Agree
- Pilih Section
- Fill Comment for Editor (optional)
- Continue

BERKALA SAINSTEK English View Site ramafy


Submit an Article

1. Start **2. Upload Submission** 3. Enter Metadata 4. Confirmation 5. Next Steps

Acknowledge the copyright statement

Penulis yang mengusulkan naskahnya untuk dapat diproses penerbitannya pada Berkala Sainstek dianggap telah menyetujui beberapa hal sebagai berikut:

1. Penulis tidak dapat menarik naskah yang telah usulkan untuk diproses hingga mendapat jawaban dari Ketua Dewan Penyunting atas status naskah artikel ilmiahnya (diterima atau ditolak untuk diterbitkan).
2. Penerbit tidak bertanggung jawab terhadap kasus plagiasi atas artikel yang terbit pada Berkala Sainstek.
3. Penerbit tidak bertanggung jawab atas data dan isi dari artikel yang diterbitkan pada Berkala Sainstek, dan sepenuhnya merupakan tanggung jawab penulis.
4. Penulis yang artikelnya diterbitkan pada Berkala Sainstek menyetujui lisensi berikut:



BERKALA SAINSTEK
by [University of Jember](#)
is licensed under a [Creative Commons Attribution-NonCommercial 4.0 International License](#).


I agree to abide by the terms of the copyright statement.

Section *

General
Chemistry
Physics
Biology
Mathematics
Civil Engineering
Electrical Engineering
Mechanical Engineering
Information System
Environmental Engineering
Information Technology
Informatics
Urban and Regional Planning

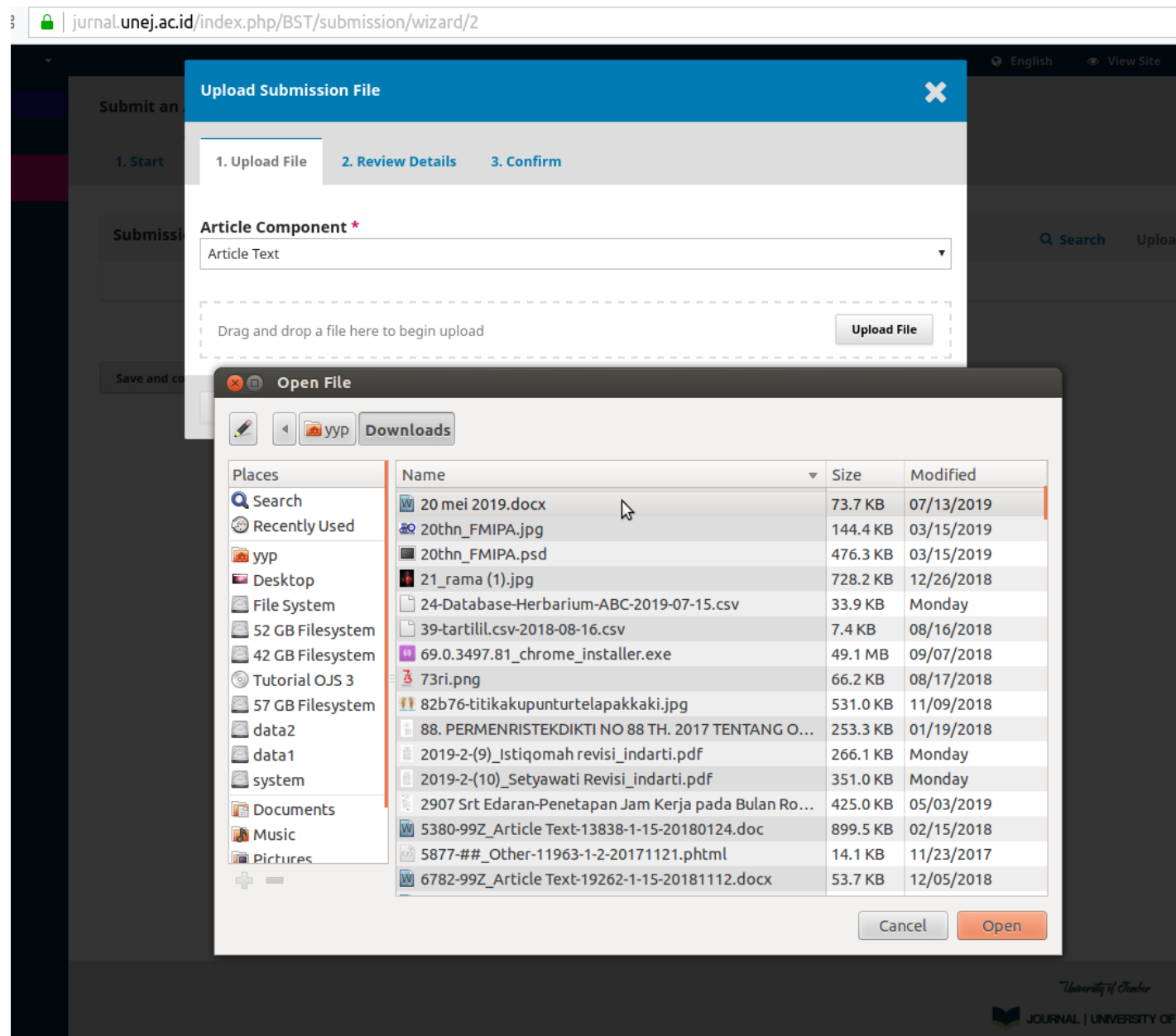
proceeding.
ng topik tertentu yang belum pernah dimuat pada media publikasi lainnya
dan mengikuti/menggunakan template yang telah disediakan (saat ini masih tersedia
an dengan seluruh penulis
askah
an menggunakan Turnitin)

Comments for the Editor



6. Upload Submission

- Upload Submission
- Article Component:
 - Choose Article Text
- Choose File and Upload
- Continue



3 | jurnal.unej.ac.id/index.php/BST/submission/wizard/2

English View Site

Submit an

1. Start

1. Upload File 2. Review Details 3. Confirm

Submissi

Article Component *

Article Text

Drag and drop a file here to begin upload

Upload File

Save and co

Open File

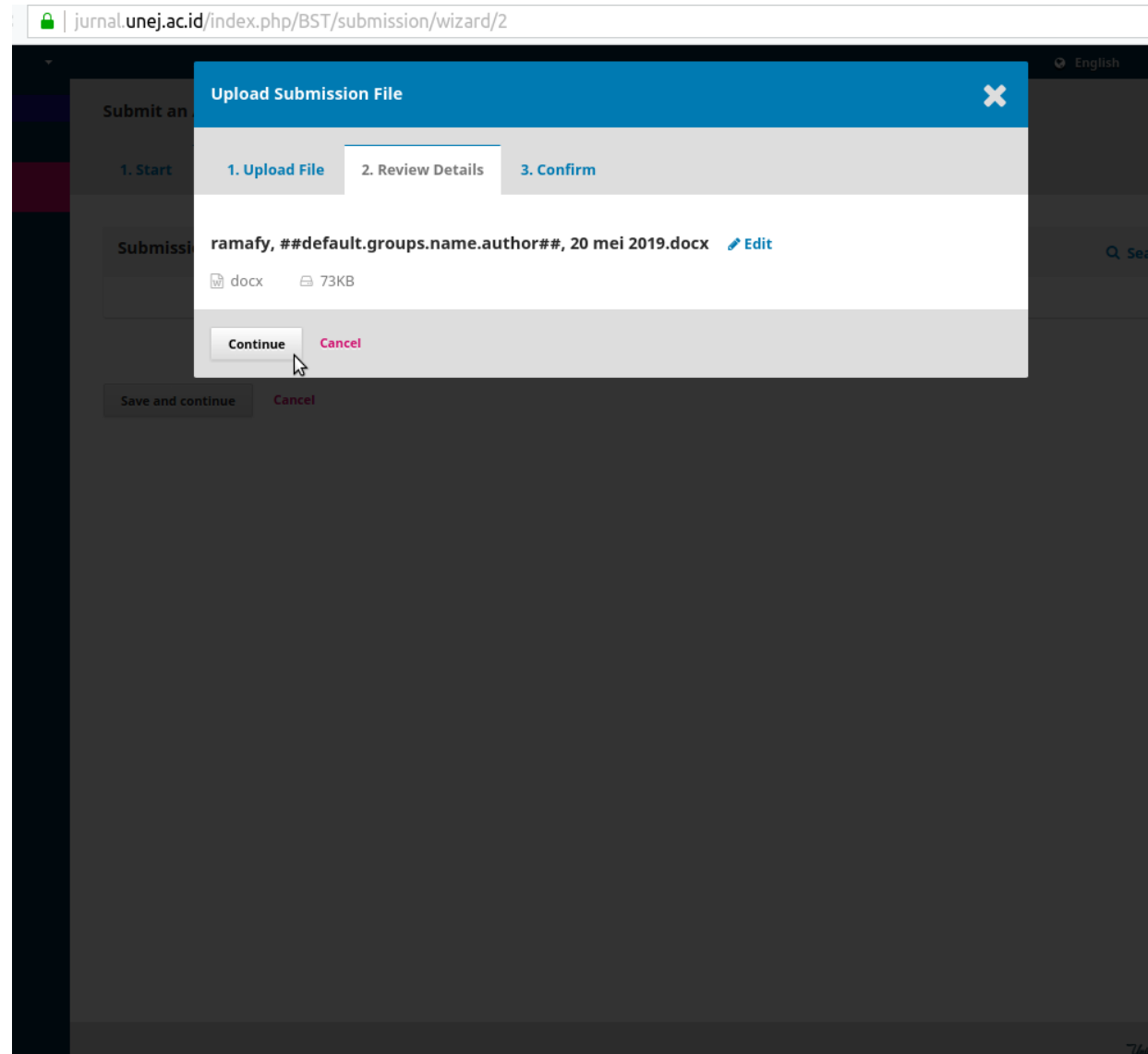
Downloads

Places	Name	Size	Modified
Search	20 mei 2019.docx	73.7 KB	07/13/2019
Recently Used	20thn_FMIPA.jpg	144.4 KB	03/15/2019
yyp	20thn_FMIPA.psd	476.3 KB	03/15/2019
Desktop	21_rama (1).jpg	728.2 KB	12/26/2018
File System	24-Database-Herbarium-ABC-2019-07-15.csv	33.9 KB	Monday
52 GB Filesystem	39-tartilil.csv-2018-08-16.csv	7.4 KB	08/16/2018
42 GB Filesystem	69.0.3497.81_chrome_installer.exe	49.1 MB	09/07/2018
Tutorial OJS 3	73ri.png	66.2 KB	08/17/2018
57 GB Filesystem	82b76-titikakupunturtelapakkaki.jpg	531.0 KB	11/09/2018
data2	88. PERMENRISTEKDIKTI NO 88 TH. 2017 TENTANG O...	253.3 KB	01/19/2018
data1	2019-2-(9)_Istiqomah revisi_indarti.pdf	266.1 KB	Monday
system	2019-2-(10)_Setyawati Revisi_indarti.pdf	351.0 KB	Monday
Documents	2907 Srt Edaran-Penetapan Jam Kerja pada Bulan Ro...	425.0 KB	05/03/2019
Music	5380-99Z_Article Text-13838-1-15-20180124.doc	899.5 KB	02/15/2018
Pictures	5877-##_Other-11963-1-2-20171121.phtml	14.1 KB	11/23/2017
	6782-99Z_Article Text-19262-1-15-20181112.docx	53.7 KB	12/05/2018

Cancel Open

University of Jember
JOURNAL | UNIVERSITY OF JEMBER

7. Upload Submission



The screenshot shows a web browser window with the URL `jurnal.unej.ac.id/index.php/BST/submission/wizard/2`. A modal dialog titled "Upload Submission File" is open, featuring a progress bar with three steps: "1. Upload File" (active), "2. Review Details", and "3. Confirm". The dialog displays the filename "ramafy, ##default.groups.name.author##, 20 mei 2019.docx" with an "Edit" link. Below the filename, it shows a document icon, the extension "docx", and the size "73KB". At the bottom of the dialog, there are "Continue" and "Cancel" buttons. A mouse cursor is hovering over the "Continue" button. In the background, the submission wizard interface is partially visible, showing "Submit an" and "1. Start" steps.



Tradition of Excellence

8. Enter Metadata

- Title: Fill Title of Article
- Abstract : Fill Abstract of Article
- Add Contributor, If your article have more Author

BERKALA SAINSTEK
English View Site ramafy

BERKALA SAINSTEK

Tasks 0

Submissions

Submit an Article

1. Start
2. Upload Submission
3. Enter Metadata
4. Confirmation
5. Next Steps

Prefix

Examples: A, The

Title *

Subtitle

The optional subtitle will appear after a colon (:), following the main title.

Abstract *

📄 🔍 **B** *I* U ☰ ☰ ✕ ✕ 🔗 🔗 ⏪ 📷 Upload 📁

Tulis Abstract

List of Contributors [Add Contributor](#)

Name	E-mail	Role	Primary Contact	In Browse Lists	
▶ Rama Fatahillah Yulianto	yyp1607@gmail.com	##default.groups.name.author##	✔	✔	Add Author

Submission Metadata

These specifications are based on the Dublin Core metadata set, an international standard used to describe journal content.

9. Add Contributor

- Name: Fill First Name (required) and Last Name (required)
- Contact: Fill Email of Correspondence Author (required)
- Country : Fill Author's Country (required)
- Affiliation : Fill your Institution
- Contributor's role: (required)
Choose ##default.group.name.author
Choose Pricinpal contact if that author is Correspondence Author

jurnal.unej.ac.id/index.php/BST/submission/wizard/2

Add Contributor

Name

First Name * Middle Name Last Name *

Contact

Email *

Country

Country *

User Details

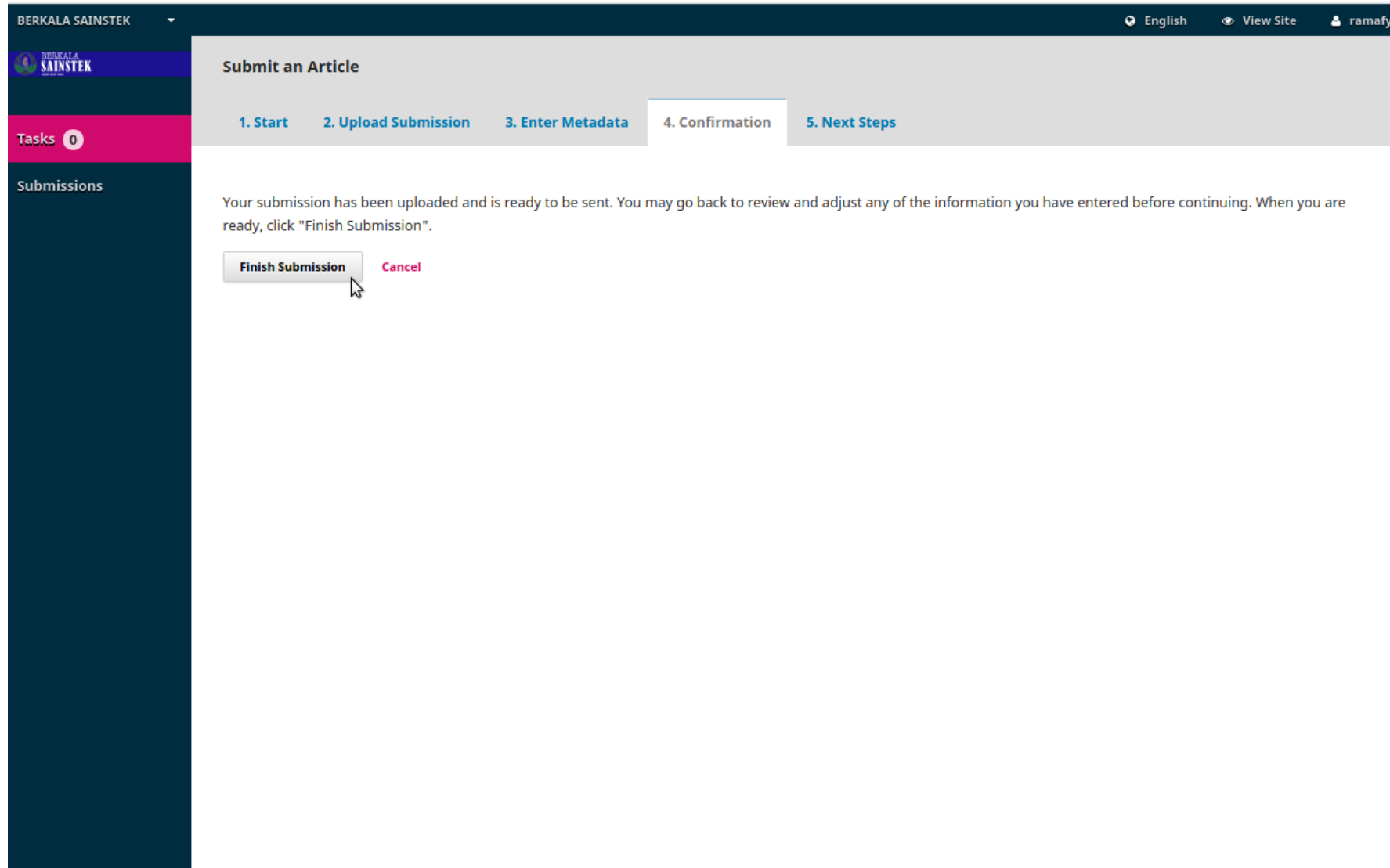
Suffix

URL ORCID ID

Affiliation

Contributor's role *

10. Finish Submission



The screenshot displays the 'Submit an Article' interface. At the top, the header includes 'BERKALA SAINSTEK' on the left and 'English', 'View Site', and 'ramafy' on the right. Below the header, a navigation bar shows five steps: '1. Start', '2. Upload Submission', '3. Enter Metadata', '4. Confirmation' (the active step), and '5. Next Steps'. The main content area contains the following text: 'Your submission has been uploaded and is ready to be sent. You may go back to review and adjust any of the information you have entered before continuing. When you are ready, click "Finish Submission".' Below this text are two buttons: 'Finish Submission' and 'Cancel'. A mouse cursor is positioned over the 'Finish Submission' button.



Tradition of Excellence

11. Submission Complete



adition of Excellence

BERKALA SAINSTEK

English View Site ramafy

Submit an Article

1. Start 2. Upload Submission 3. Enter Metadata 4. Confirmation 5. Next Steps

Submission complete

Thank you for your interest in publishing with BERKALA SAINSTEK.

What Happens Next?

The journal has been notified of your submission, and you've been emailed a confirmation for your records. Once the editor has reviewed the submission, they will contact you.

For now, you can:

- [Review this submission](#)
- [Create a new submission](#)
- [Return to your dashboard](#)

13. Email Notification : Submitting The Article

